



Overview of Terminal Locations

OCTOBER 2019

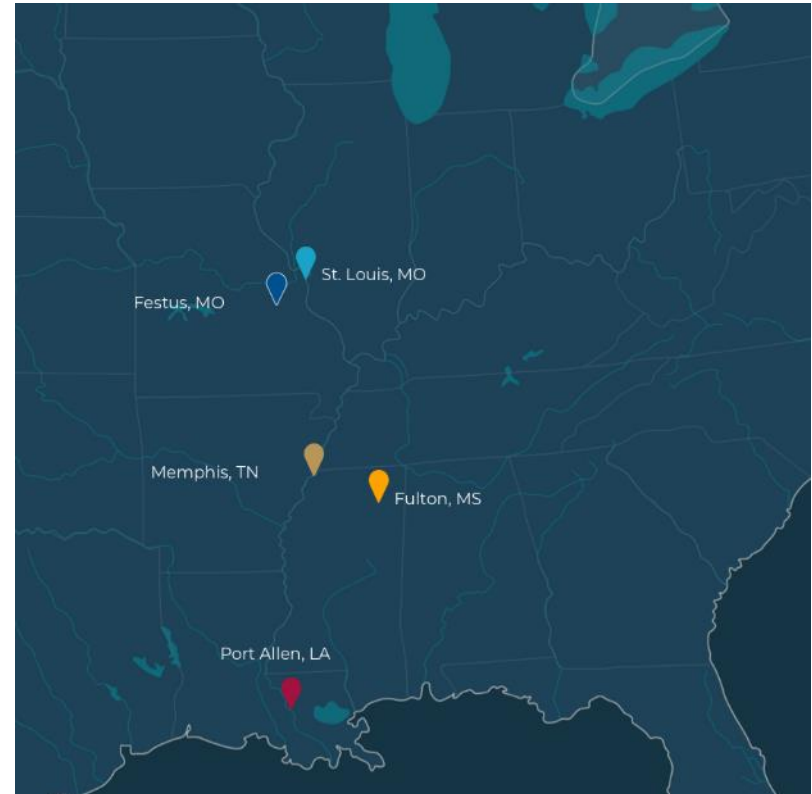
SCF.US

“SCF provides its customers with safe, efficient,
and reliable logistical solutions.”

Terminal Locations

SCF has seven terminals in the greater St. Louis, MO area between Miles 177 and 186, which are presented in the following pages

SCF's Fulton, MS terminal is situated along the Tennessee-Tombigbee Waterway, while the remaining terminals are located along the Mississippi River



Red & White – 185.6 Upper Mississippi River

Located: In greater St. Louis, MO area

Products: Dry bulk, grain, grain products, fertilizer

Operations: 24 hours per day, 7 days a week

Handling: Rail to barge, truck to barge

Barges: 2 barge working capacity

Connections: Norfolk Southern, open to reciprocal switching



Mid Coast – 185.4 Upper Mississippi River

Located: In greater St. Louis, MO area

Products: Dry bulk, grain, grain products, fertilizer, coal, steel, general cargo, coke products, salt, sands, wood, aluminum, project cargo, scrap

Operations: 24 hours per day, 7 days a week

Handling: Barge to truck, barge to rail (unit train), truck to barge

Equipment: Cranes, lift trucks, forklifts, front end loaders

Barges: 3 barge working capacity

Storage: 10 Acres open, 33,000 sq. ft. covered warehouse, 2 domes totaling 20,000 sq. ft.

Connections: Norfolk Southern, open to reciprocal switching



South Port – 184.5 Upper Mississippi River

Located: In greater St. Louis, MO area

Products: Dry Bulk, grain, grain products, fertilizer, coal, steel, general cargo, coke products, salt, sands, wood, aluminum, project cargo, scrap, containers

Operations: 24 hours per day, 7 days a week


Handling: Barge to truck, rail to barge (unit train), truck to barge

Equipment: Cranes, lift trucks, forklifts, front end loaders

Barges: 2 barge working capacity

Storage: 160,000 sq. ft. Bissel warehouse, 26,000 sq. ft. Southport covered warehouse

Connections: Terminal Railroad to UP, CSX, CN, NS, and BN



Municipal River Terminal – 181.3 Upper Miss. River

Located: In greater St. Louis, MO area

Products: Dry bulk, grain, grain products, fertilizer, coal, steel, general cargo, coke products, salt, sands, wood, aluminum, project cargo, scrap, containers

Operations: 24 hours per day, 7 days a week

Handling: Barge to truck, truck to barge, rail loading and unloading

Equipment: Cranes, lift trucks, forklifts, front end loaders

Barges: 3 barge working capacity

Storage: 40 Acres open, 90,000 sq. ft. covered warehouse, 4,300 sq. ft. of river frontage

Connections: Terminal Railroad to UP, CSX, CN, NS, and BN



Tyler Street – 181.2 Upper Mississippi River

Located: In greater St. Louis, MO area

Products: Dry bulk, grain, grain products, fertilizer

Operations: 24 hours per day, 7 days a week

Handling: Rail to barge (unit train), truck to barge

Barges: 2 barge working capacity

Connections: Terminal Railroad to UP, CSX, CN, NS, and BN



Bulk East – 179.3 Upper Mississippi River

Located: In greater St. Louis, MO area

Products: Dry bulk, grain, grain products

Operations: 24 hours per day, 7 days a week

Handling: Rail to barge (unit train)

Barges: Single barge working capacity

Connections: Terminal Railroad to UP, CSX, CN, NS, and BN



Gateway Terminals LLC – 177.3 Upper Miss. River

Located: In greater St. Louis, MO area

Products: All petroleum products permitted-- currently ethanol utilization

Operations: 24 hours per day, 7 days a week

Handling: Barge in/barge out – truck in/truck out – rail unit train in

Equipment: 2 bay truck rack – 12 spot rail unloading Rack

Barges: 1 Birth dock 10K and 30k barges

Storage: 4 – 100K bbl. petroleum tanks

Connections: Alton & Southern short line- UP, CN, NS, BN, CSXT, KCS, and TRRA



Festus, MO – 146 Upper Mississippi River

Products: Coke, iron ore, bauxite

Operations: 24 hours a day, 7 days a week that support the Buzzi cement plant

Handling: Barge to truck

Equipment: Hydraulic excavator, 40 ton articulated haul trucks

Barges: 1 barge working capacity



Fulton, MS – 389.6 Tennessee Tombigbee

Products: Pine fines, steel pipe

Operations: 24 Hours a day 7 days a week

Handling: Truck to ground storage, ground storage to barge, barge to ground storage, ground storage to truck, rail access

Equipment: 50 ton overhead crane, fork lifts, front end loaders, dozer and grinding equipment that supports multiple Scotts Miracle-Gro mulch production centers

Barges: 1 barge loading & 1-barge unloading

Storage: 15 Acres of ground storage, 14,000 sq. ft. of covered warehouse



Memphis, TN – 733.8 Lower Mississippi River

Located: On 75+/- acres of a owned “greenfield” site

Products: Loaded & empty containers, break bulk

Operations: 24 hours per day, 7 days a week

Handling: Container depot, maintenance & repair, chassis leasing, barge to warehouse, container to warehouse, warehouse to truck, truck to barge

Equipment: Crane, intermodal empty container handler, intermodal loaded container handler, forklifts, front end loader, yard haulers, 20 & 40 ft. chassis, yard shuttle cart, container & chassis repair and light fabrication tools

Barges: 1 barge working capacity

Storage: 47,000 sq. ft. covered warehouse

Connections: Local container ramps



Port Allen, LA – 3.2 Port Allen Route

Products: Loaded & empty containers, break bulk, packaging

Operations: Standard hours, availability for 24 hours per day, 7 days a week


Handling: Container depot, maintenance & repair, chassis leasing, barge to warehouse, container to warehouse, warehouse to truck, truck to barge, rail to packaging line, rail to truck, truck to rail, rail to container

Equipment: Crane, intermodal loaded container handlers, forklifts, yard haulers, 20 & 40 ft. chassis, yard shuttle cart, container & chassis repair and light fabrication tools

Barges: 1 barge working capacity

Storage: 20,000 sq. ft. covered warehouse availability

Connections: UP Railroad and local container ramps





SCF

727 North First St.
Suite 600
St. Louis, MO 63102

T: +1 314 436 7559
F: +1 314 827 3156

SCF.US